

FORNEY ARC WELDERS

TWO NEW **F** MODELS for SHOP and MAINTENANCE WELDING

JUST THE THING also
for RENTAL SHOPS

Precision built with patented windings; high quality laminated silicon steel core; best magnet wire windings. Highest quality insulation.

FEATURES

1. Portable - Can be carried to the job and plugged into any suitable 115 or 230 volt outlet, depending upon which model is purchased.
2. The easy plug-in type, exact amperage every time.
3. Heat Stages - 30-100 amps and 30-125 amps.
4. No moving parts to wear out, adjust or lubricate.
5. Adequate ventilation allows circulation of air around the transformers.
6. Light weight and compact construction.
7. Equipped with standard accessories.
8. Full 6' lead-in cable with plug.
9. Can be used for brazing, preheating and soldering when equipped with the Forney Carbon Arc Torch.

WARRANTY - The Forney Manufacturing Company warrants all parts against defects in workmanship and material for a period of one year from the date of purchase by the original owner.



F-125
Cat. No. 141-0

F-100
Cat. No. 140-0

ACCESSORIES INCLUDED



Full size fiberglass helmet with soft, pliable, adjustable plastic headband, dark lens and plastic cover lens. Fully insulated electrode holder and Triple A ground clamp, each with 6' of flexible welding cable.

SPECIFICATIONS

MODEL	PRIMARY VOLTS	RATED INPUT AMPS	ARC VOLTS	MAX. O.C.V.	WELDING AMPS	H Z	FUSE	PH.	WT.	SIZE		
										L.	W.	H.
F-100	115	30	25	64	30-100	60	30A	1	55#	15¼	10½	14¼
F-125	230	20	25	72	30-125	60	20A	1	55#	15¼	10½	14¼

FORNEY ARC WELDERS DIV. OF FORNEY INDUSTRIES, INC. Fort Collins, Colorado, U.S.A. Regina, Sask., Canada

GENERAL INFORMATION FOR F-100 or F-125 WELDERS

(ALSO WA-100)

These arc welders are precision engineered, quality manufactured machines designed for long life and dependable service. They are easy-to-use practical welders for general repair--especially designed for filling station, garage work, body and sheet metal work, hobby shop or home use.

These welders have 3 heat taps with 2 grounds, giving 6 different amperage settings. This arrangement means quick and easy connections and exact amperage and voltage every time.

SPECIFICATIONS F-100

Primary Voltage	115
Rated Input Amps	30
Arc Volts	25
Max. Open Circuit Voltage	64
Welding Amps	30-100
Hertz	60
Fuse	30A
Phase	1
Weight	55#
Length	15 1/4
Width	10 1/2
Height	14 1/4

SPECIFICATIONS F-125

Primary Voltage	230
Rated Input Amps	20
Arc Volts	25
Max. Open Circuit Voltage	72
Welding Amps	30-125
Hertz	60
Fuse	20A
Phase	1
Weight	55#
Length	15 1/4
Width	10 1/2
Height	14 1/4

STANDARD ACCESSORIES

Electrode Holder and Cable - The electrode holder is a fully insulated heavy duty holder allowing a full range of welding rod diameters and has four positions to hold welding rod. The cable is extra flexible fine strand welding cable. The plug is machined brass with a molded rubber integral insulation and grip.

Ground Clamp and Cable - The ground clamp will clamp to a wide variety of shapes and sizes to be welded. Cable quality and plug-in the same as electrode cable.

Helmet - The helmet is molded rugged fiberglass with semi-flexible head band fully adjustable for comfort fit. Its main features besides the rugged quality are its light weight and snug size. It is especially advantageous to repair around machines, under cars and trucks and other confining repair jobs. Comes complete with Government approved welding arc filter lens and special spatter resistant clear cover lens.

OPTIONAL ACCESSORIES

Electric Arc Torch - A very useful accessory for brazing, heavy soldering, pre-heating, bending, paint and scale removing. Plugs into welding stages and gives up to 9000° F flame. Easy to use.

Welding Rod - Flux - Brazing Rod - Hardsurfacing Materials - Extension Cables - Many other Welding Supplies and Equipment.

INSTALLATION

Location - The location you pick for your arc welder is quite important and certain factors should be considered. Among them are the following:

1. Place your welder in an area that is free of any volatile liquids, excessive dust or any other easy inflammable items that sparks from welding may ignite.
2. An open area with adequate floor space is important as many things to be welded need to be laid out on the floor or on a large bench for easy operation.
3. Location of your welder should be free from damp or wet floor or ground.
4. If it is intended to weld on large equipment that cannot be brought inside the building, it is best to locate the welder near the door or provide a power receptacle near the door so that your welder can be used both outside and inside.
5. Your welder should be located where there is adequate power supply. The F-100 requires a 30 amp fuse or breaker and the F-125 requires a 20 amp fuse or breaker. A power supply wire size for the welder only over a short distance can be a size #8. If other electrical equipment is to be operated at the same time you are welding, increasingly larger wire size will be necessary and can be figured by your electrician.

NOTE:

DO NOT connect this welder to a 3-phase supply as a 3-phase machine. If no 230 volt single phase power is available, the welder can be used by connecting to only two of the 3-phase connections. However, care must be taken that the third ground safety wire is properly connected to a separate approved ground.

OPERATING INSTRUCTIONS

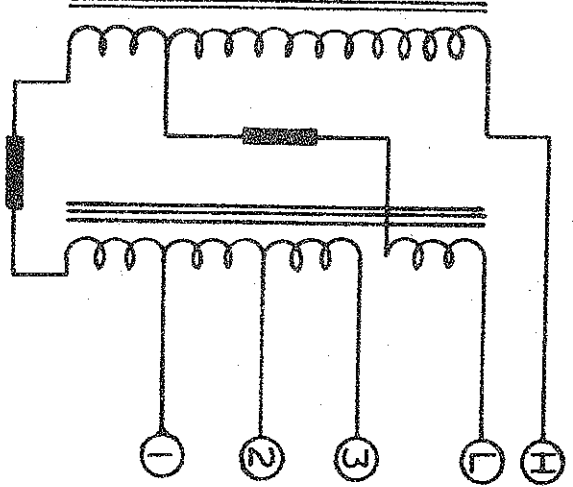
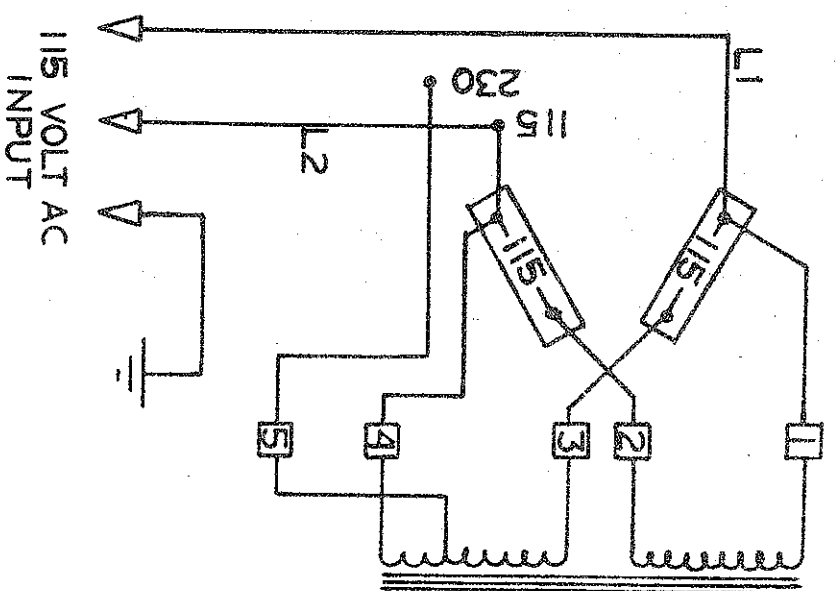
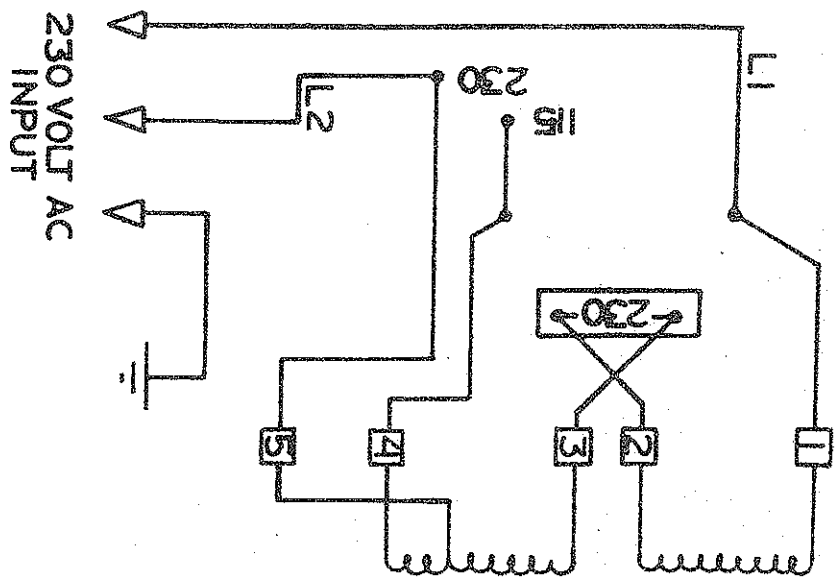
WELDING--Good strong welds can be easily attained by following these easy instructions:

1. Prepare the joint to be welded making certain that the metal is clean of all foreign material.
2. Select the correct rod type and size to properly weld the joint.
3. Connect the electrode holder and ground clamp cables to the proper output jacks, meeting the requirements of the rod used upon the thickness of the metal to be welded.
4. Plug the welder in and proceed to weld using accepted welding procedures.

BRAZING--With the carbon arc torch it is very easy to do. You simply use the regular amperage plugs and grounds with the torch. The torch is designed to use 1/4", 5/16", 3/8", and 1/2" copper coated carbon rods. The most popular sizes for regular work are 5/16" and 3/8" diameters.

3/16" carbon.....not more than 30 amps	1/4" carbon.....not more than 50 amps
5/16" carbon.....not more than 90 amps	3/8" carbon.....not more than 120 amps

MAINTENANCE--The welder requires little maintenance other than normal care. Keep the welder case clean and waxed to preserve the original finish. The electrode holder, ground clamp, and plugs SHOULD BE KEPT CLEAN to give BEST PERFORMANCE!



SCHEMATIC **R** 100/125

2 1/2%
25 SEPT 75
NONE

18902